



MANUAL ROTATOR / POWER TILTER 1000

MODEL: MRPT89AC3

Rotation and powered tilt capabilities, Intelli-Grip® Technology and thoughtful, ergonomic details converge in this AC-powered lifter ideal for production settings.

Articulating Control Handles

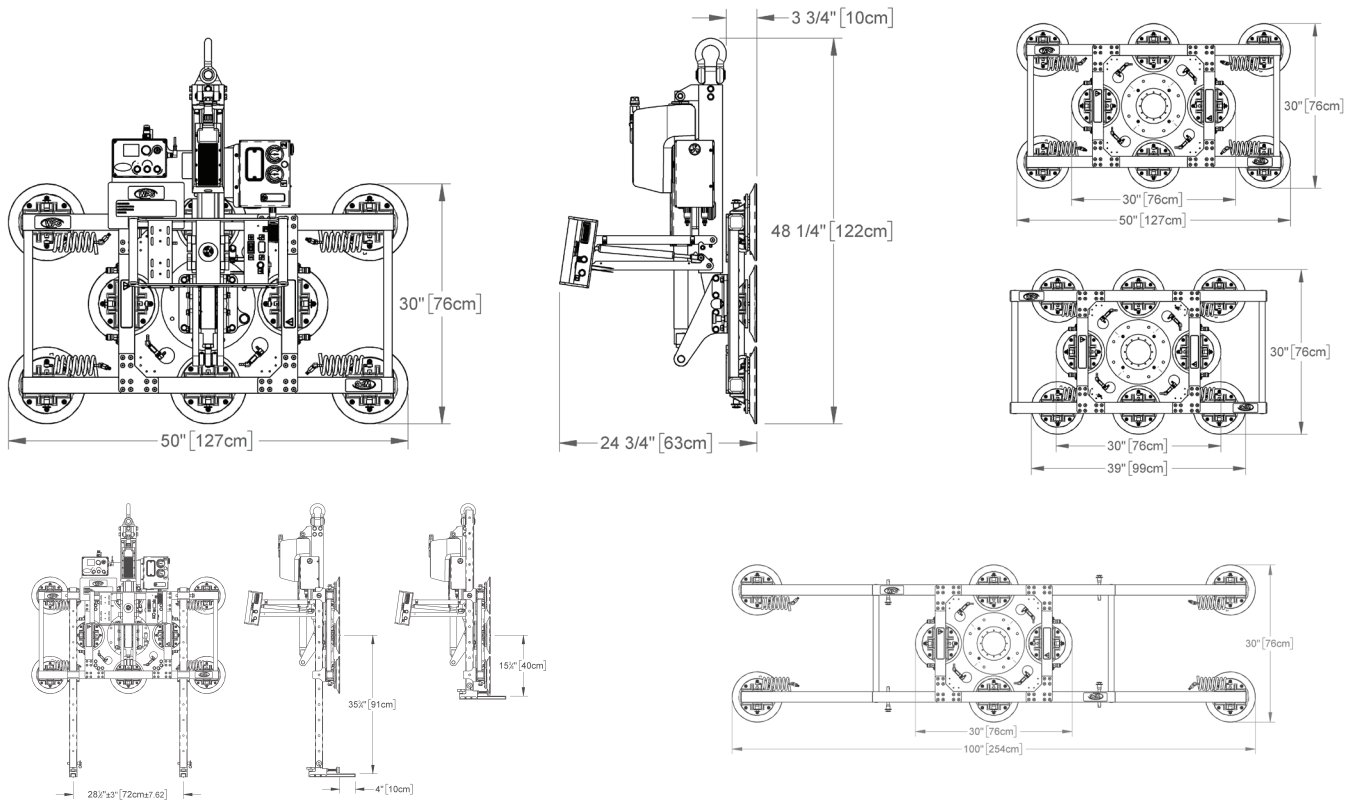


Keep an operator from having to adjust grip during the full range of tilt motion.

Tilt Speed Controller

Provides an operator with an easy way to adjust the tilt rate of the pad frame.

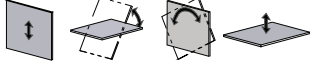
Intelli-Grip® Technology

This WPG-exclusive technology oversees power and vacuum systems, increasing productivity and improving safety.



Shown with Optional IG Support Feet (98870AM)

Shown with Optional Pad Frame Extension Arms (58596EX)

Model	MRPT89AC3	
Maximum Load Capacity	1,000 lbs [455 kg]	
Number / Size of Pads	8 / 9" [23 cm] nominal diameter (Model VPFS9)	
Attach/ Release Time	4 seconds / 4 seconds	
Load Movement	Manual rotation, 360° with 8 rotation stops (every 45°) Powered Tilt, 90° continuous with adjustable speed controller	
Standard Operating Power	100-277 volts AC, 50/60 hertz, 7 amps (amps rated at 120VAC)	
Standard Pad Spread	Minimum: 30" x 39" [76 cm x 99 cm] Maximum: 30" x 50" [76 cm x 127 cm]	
Lifter Weight	180 lbs [82 kg]	

STANDARD FEATURES

Intelli-Grip® Technology

Available exclusively from Powr-Grip®! Actively monitors power and vacuum systems to increase safety and productivity, using LCD-screen messages, diagnostic codes and other features

Articulating Control Handles

May be moved as desired to provide optimal control

Tilt Speed Controller

Provides the operator with precise control over the rate of tilting loads

Dual Vacuum System

Features two independent air-line circuits to reduce risk of workplace accidents

Notification Buzzer and Strobe Light

Alert operator of problems with power or vacuum system, with various patterns of sound and light to indicate severity; back-up battery provides independent power for buzzer

Vacuum Gauge

Features green and red zones to clearly indicate whether vacuum level is sufficient for lifting

Vacuum Line Filter

Protects the vacuum generating system from contaminants

Twist-Lock Electrical Plug

Provides a secure connection to the AC power source, to prevent accidental disconnection

Two-Action Blow-Off Release

Uses two separate buttons to avoid accidental release, and reverses airflow to quickly separate vacuum pads from loads, without after-stick

Vacuum System Quick Connectors

Help lifters to handle various load sizes and shapes by disconnecting some vacuum pads from the vacuum system, enabling selective removal and/or repositioning of pad mounts or other pad frame components (outside 4 pads)

Individual Pad Shutoffs

Enable lifters to handle various load sizes and shapes by shutting off airflow from specific vacuum pads (inside 4 pads)

AVAILABLE OPTIONS

Voltage Adaptation: Enables lifters to operate using voltages outside of the standard range

Alternative Pad Compounds: Specially designed for heat resistance, marking resistance, coated surfaces and other purposes

Alternative Pad Frame Dimensions and Configurations: Enable lifter to handle additional load sizes and shapes

Pad Frame Extension Arms (58596EX): Increase pad spread length to 100" [254 cm], providing necessary support for long loads.

Insulated Glass Support Feet (98870AM): Enables lifters to handle IG units by preventing sheering force on outer panes

DESIGN STANDARDS

ASME B30.20 (BTH-1 Design Category "B", Service Class "0"): Industry standards established by the American Society of Mechanical Engineers (ASME) and published by the American National Standards Institute (ANSI)